

## KT-20 Physical Property Measuring System

Magnetic Susceptibility • Conductivity • IP/Resistivity • Density



KT-20 Scan Mode



3F-32 Large Diameter Sensor



IP/Resistivity Module with  
Small Sample Holder



Outcrop Measurements

The KT-20 is a handheld console with different modules for measuring the magnetic susceptibility, conductivity, chargeability & resistivity, and density of a sample. Its modular design allows the KT-20 to be available in many configurations of measurement capabilities, and new modules or upgrades can be added at anytime. A range of sensors with different shapes and frequencies are available for the KT-20. Users can interchange the sensors on the console, allowing the KT-20 to be adapted to different sizes and types of samples, or used in various applications. The KT-20 console includes a number of built-in features to increase the amount of information that can be added to a measurement record. These features include a GPS receiver to obtain coordinates of the measurement, digital camera to photograph the sample, a microphone to record voice notes, and a virtual keyboard to enter text notes.

### Benefits

- Three modes of operation: single measurement, continuous scanner, and borehole to correlate measurement results to their depth in the borehole.
- Multiple sensor frequencies and shapes to measure magnetic susceptibility and conductivity. Sensors are interchangeable to adapt the KT-20 to different samples or applications.
- Curved sensors dedicated for core logging.
- IP/Resistivity Module enables the KT-20 to measure the chargeability and resistivity of geological samples. The module comes with either a Small or Large Sample Holder to facilitate measurements for various sample sizes.
- 3F-32 Large Diameter Sensor for soil investigations, mapping, and detecting shallow anomalies.
- View data in real-time on the KT-20's large LCD screen. Stored records can also be reviewed directly on the console.
- Split and full core corrections for standard drill rod diameters (AQ, BQ, HQ, NQ and PQ) and non-standard sizes (2.4 cm to 12 cm) for circular and rectangular sensors.
- KT-20 console features built-in GPS receiver, digital camera, microphone and virtual keyboard for users to include additional information with measurement results.



## Applications

A modular design and interchangeable sensors give the KT-20 the flexibility to measure a wide variety of types and sizes of samples, or adapt the console for different applications.

- **Drill Core** – Curved sensors for measuring cylindrical core. Their unique shape permits the entire surface area of the sensor to make contact with the core sample, improving both the sensitivity and repeatability of the measurements. Use the IP/Resistivity Module to measure the sample's chargeability and resistivity.
- **Prospecting** – Use the KT-20 in the field for prospecting. Circular sensors are utilized for measuring large samples, like outcrop. The 10 kHz single-frequency circular sensor features a pin mode that aids in measuring samples with uneven, rough surfaces.
- **Powders and Chips Samples** – Use any circular or rectangular sensor to collect measurements on powders, rock chips and other loose samples. These types of samples should be formed into a bulk mass, with a surface area larger than the sensor, and at least 2-inches thick.
- **Environmental Investigations** – The 3F-32 large diameter sensor has a greater depth penetration than the single- and dual-frequency sensors. Use the 3F-32 to map soils, or in agricultural applications.
- **Archaeology** – The 3F-32 large diameter sensor is able to map the magnetic susceptibility and conductivity of soils, or detect shallow targets. Smaller sensors can be used to collect additional information on artifacts.



Curved Sensor Measuring Core Sample



IP/Resistivity Module with  
Small Sample Holder



Small and Large Sample Holders  
for IP/Resistivity Module

## GeoView 2 Software

GeoView 2 is an easy-to-use data management and visualization software program that is compatible with all Windows operating systems.

It enables users to download, store and view a KT-20's data on a PC and export it to Excel. Data is organized by date, or by instrument serial number when there are data from multiple instruments. Additional information collected can be viewed in GeoView 2, including averaged readings, standard deviation, text and voice notes, pictures and GPS coordinates.

GeoView 2 is also a data visualization tool. Numerical values from discrete measurements are displayed in a table format; data from scanned and borehole mode measurements are displayed as a graph. Data from the borehole mode will show measurements from specific depths.

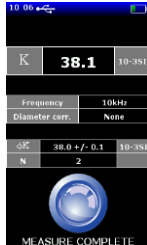


Borehole Mode Data in GeoView 2

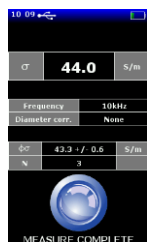


## Measurement Modules

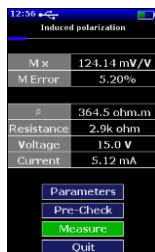
The KT-20 has four modules to measure magnetic susceptibility, conductivity, induced polarization (IP)/resistivity, and density. Magnetic susceptibility and conductivity can be measured simultaneously with circular or rectangular sensors, when both modules are activated. The KT-20 is available in any configuration, and all modules can be added to the console at a later date. Most upgrades can be completed through the internet, although a new sensor may be required. Sensitivities of the magnetic susceptibility and conductivity modules are dependent on sensor frequency and shape.



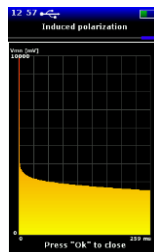
Discrete Magnetic Susceptibility Measurement



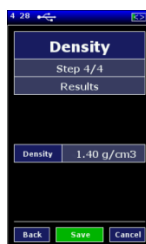
Discrete Conductivity Measurement



IP/Resistivity Measurement



IP Decay Curve



Density Measurement Result

### Magnetic Susceptibility

- Measurement Range from  $1 \times 10^{-7}$  to 10 SI Units with Plus upgrade
- Plus upgrade for iron ore applications (see options section for details)
- Applicable sensors include 1/10 kHz dual-frequency sensors, 10 kHz circular sensor, 10 kHz curved sensors, and 3F-32 large diameter sensor. Sensitivity is dependent on sensor frequency and shape (see sensor section for details).

### Conductivity

- Measurement Range: Dependent on sensor frequency and shape (see sensor section for details)
- Absolute conductivity meter, sensors are calibrated using multi-point algorithm
- Cx upgrade to increase conductivity measuring range (see options section for details)
- Applicable sensors include 10/100 kHz dual-frequency sensors, 10 kHz circular sensor, 100 kHz curved sensors, and 3F-32 large diameter sensor. Sensitivity is dependent on sensor frequency and shape (see sensor section for details).

### Induced Polarization / Resistivity

- Calculates chargeability using 20 standard windows, with arithmetic, logarithmic, semi-logarithmic and Cole-Cole plotting options.
- Mx Fit calculation: an algorithm that calculates chargeability over several thousand data points increasing accuracy.
- Resistivity and resistance measured.
- Automatic voltage and current calibration.
- Total Tau.
- Pro upgrade to record full waveform analysis, raw data and more (see options section for details).
- Operators can choose between two sample holder sizes, Small or Large, dependent on the length and width of the samples being measured.

### Density

- Enables the KT-20 to measure the density of a sample through water displacement. Includes a tensiometer, sample holder and water containment bag.



**Sensors**

The KT-20 has a range of interchangeable sensors with different shapes and frequencies. Each shape and frequency has its own benefit or application. Users can swap sensors on the KT-20 to adapt the console to different sizes and types of samples, or for different applications.

**Sensor Shapes:**

- **Circular Sensors:** Ideal for measuring large, flat samples. 10 kHz single-frequency sensor features a pin mode to measure samples with uneven surfaces. Dimensions: 66 mm diameter.
- **Rectangular Sensors:** Used for measuring small, flat samples or split core. Dimensions: 65 mm x 38 mm
- **Curved Sensors:** Designed to measure drill core samples. Their curved shape allows users to achieve a higher sensitivity for magnetic susceptibility or conductivity, while producing consistent, repeatable measurements. Dedicated curved sensors for BQ, HQ, NQ and PQ sizes.

**Individual Frequencies:**

- **1 kHz:** For measuring magnetic susceptibility on conductive samples. This frequency reduces the impact of conductivity on magnetic susceptibility measurements. This frequency is not suitable for measuring conductivity.
- **10 kHz:** Ideal frequency for measuring both magnetic susceptibility and conductivity simultaneously. Single-frequency 10 kHz sensors offer highest sensitivity for measuring susceptibility.
- **100 kHz:** Provides the highest sensitivity for conductivity measurements in low ranges. This frequency is not suitable for measuring magnetic susceptibility.



Rectangular, Curved and Circular Sensor Shapes



3F-32 Large Diameter Sensor

**10 kHz Single-Frequency Curved Sensors for Magnetic Susceptibility**

<b>Sensor Sizes</b>	Dedicated sensors for BQ, NQ, HQ, and PQ core sizes available		
<b>Operating Frequency</b>	10 kHz		
<b>Magnetic Susceptibility Sensitivity</b>	$6 \times 10^{-7}$ SI		
<b>Magnetic Susceptibility Measurement Range</b>	0.0006 x 10 <sup>-3</sup> to 1999.99 x 10 <sup>-3</sup> SI		
- Extended Range (Plus Option)	0.0006 x 10 <sup>-3</sup> to 9999.99 x 10 <sup>-3</sup> SI		

**100 kHz Single-Frequency Curved Sensors for Conductivity**

<b>Sensor Sizes</b>	Dedicated sensors for BQ, NQ, HQ and PQ core sizes available		
<b>Operating Frequencies</b>	100 kHz		
	<u>BQ Diameter</u>	<u>NQ &amp; HQ Diameters</u>	<u>PQ Diameter</u>
<b>Conductivity Sensitivity</b>	0.07 S/m	0.05 S/m	0.04 S/m
<b>Conductivity Measurement Range</b>	0.07 to 100 S/m	0.05 to 100 S/m	0.04 to 100 S/m



**Sensors**

**10 kHz Single-Frequency Circular Sensor**

	<u>Without Pin</u>	<u>With Pin</u>
<b>Operating Frequency</b>	10 kHz	10 kHz
<b>Magnetic Susceptibility Sensitivity</b>	1 x 10 <sup>-7</sup> SI	1 x 10 <sup>-6</sup> SI
<b>Conductivity Sensitivity</b>	1 S/m	10 S/m
<b>Magnetic Susceptibility Measurement Range</b>	0.0001 x 10 <sup>-3</sup> to 1999.99 x 10 <sup>-3</sup> SI	0.001 x 10 <sup>-3</sup> to 1999.99 x 10 <sup>-3</sup> SI
- <i>Extended Range (Plus Option)</i>	0.0001 x 10 <sup>-3</sup> to 9999.99 x 10 <sup>-3</sup> SI	0.001 x 10 <sup>-3</sup> to 9999.99 x 10 <sup>-3</sup> SI
<b>Conductivity Measurement Range</b>	1 to 100,000 S/m	10 to 100,000 S/m

**1 / 10 kHz Dual-Frequency Sensors**

<b>Available Sensor Designs</b>	Circular or Rectangular	
<b>Operating Frequencies</b>	<u>1 kHz</u>	<u>10 kHz</u>
<b>Magnetic Susceptibility Sensitivity</b>	1 x 10 <sup>-5</sup> SI	1 x 10 <sup>-6</sup> SI
<b>Conductivity Sensitivity</b>	21.3 S/m	1 S/m
<b>Magnetic Susceptibility Measurement Range</b>	0.01 x 10 <sup>-3</sup> to 1999.99 x 10 <sup>-3</sup> SI	0.001 x 10 <sup>-3</sup> to 1999.99 x 10 <sup>-3</sup> SI
- <i>Extended Range (Plus Upgrade)</i>	0.01 x 10 <sup>-3</sup> to 9999.99 x 10 <sup>-3</sup> SI	0.001 x 10 <sup>-3</sup> to 9999.99 x 10 <sup>-3</sup> SI
<b>Conductivity Measurement Range</b>	21.3 to 100,000 S/m	1 to 100,000 S/m
- <i>Extended Range (Cx Upgrade)</i>	21.3 to 200,000 S/m	1 to 200,000 S/m

**10 / 100 kHz Dual-Frequency Sensors**

<b>Sensor Designs</b>	Circular or Rectangular	
<b>Operating Frequencies</b>	<u>10 kHz</u>	<u>100 kHz</u>
<b>Magnetic Susceptibility Sensitivity</b>	1 x 10 <sup>-6</sup> SI	-
<b>Conductivity Sensitivity</b>	1 S/m	0.1 S/m
<b>Magnetic Susceptibility Measurement Range</b>	0.001 x 10 <sup>-3</sup> to 1999.99 x 10 <sup>-3</sup> SI	-
- <i>Extended Range (Plus Option)</i>	0.001 x 10 <sup>-3</sup> to 9999.99 x 10 <sup>-3</sup> SI	-
<b>Conductivity Measurement Range</b>	1 to 100,000 S/m	0.1 to 15,000 S/m
- <i>Extended Range (Cx Option)</i>	1 to 200,000 S/m	-

**3F-32 Large Diameter Sensor**

	<u>1 kHz</u>	<u>10 kHz</u>	<u>100 kHz</u>
<b>Operating Frequencies</b>	<u>1 kHz</u>	<u>10 kHz</u>	<u>100 kHz</u>
<b>Magnetic Susceptibility Sensitivity</b>	1 x 10 <sup>-5</sup> SI	1 x 10 <sup>-6</sup> SI	1 x 10 <sup>-5</sup> SI
<b>Conductivity Sensitivity</b>	1 S/m	0.1 S/m	0.05 S/m
<b>Magnetic Susceptibility Measurement Range</b>	0.01 x 10 <sup>-3</sup> to 1999.99 x 10 <sup>-3</sup>	0.001 x 10 <sup>-3</sup> to 1999.99 x 10 <sup>-3</sup>	0.01 x 10 <sup>-3</sup> to 1999.99 x 10 <sup>-3</sup>
<b>Conductivity Measurement Range</b>	1 to 10,000 S/m	0.1 to 10,000 S/m	0.05 to 10,000 S/m
<b>Measurement Frequency:</b>	<ul style="list-style-type: none"> <li>• 4 readings per second, in stationary mode</li> <li>• 10 readings per second, in scan mode</li> </ul>		





**Sensors**

**Induced Polarization (IP)/Resistivity Sensor**

<b>Parameters Calculated and Displayed</b>	Chargeability, Error, Apparent Resistivity, Current, Voltage, Resistance	
<b>Chargeability Resolution</b>	10 $\mu$ V/V	
<b>Chargeability Precision</b>	0.2%	
<b>Voltage Resolution</b>	10 $\mu$ V	
<b>Current Sensitivity</b>	10 $\mu$ A	
<b>Transmitter:</b>		
<b>Signal Waveform</b>	Time Domain (ON+, OFF, ON-, OFF)	
<b>Pulse Duration</b>	0.5, 1, 2, 4 and 8 seconds	
<b>Current</b>	Maximum 150 mA (electronically fused)	
<b>Voltage</b>	6V and 15V DC	
<b>Contact Resistance:</b>	50 $\Omega$ to 5M $\Omega$ :	
	- 50 $\Omega$ to 2M $\Omega$ @ 6V DC	
	- 100 $\Omega$ to 5M $\Omega$ @ 15V DC	
<b>Voltage and Current Calibration</b>	Automatic	
<b>Receiver:</b>		
<b>Voltage Resolution</b>	10 $\mu$ A	
<b>Current Resolution</b>	10 mA	
<b>Early Delay Time</b>	2 ms (Pro upgrade only)	
<b>Sample Holders:</b>		
	<u>Small</u>	<u>Large</u>
<b>Length of Core/Sample</b>	40 - 140 mm	50 - 350 mm
<b>Diameter of Electrodes</b>	70 mm	90 mm

**Density Scale Assembly**



Density Measurement:  
Sample in Air



Density Measurement:  
Sample Submerged in Water



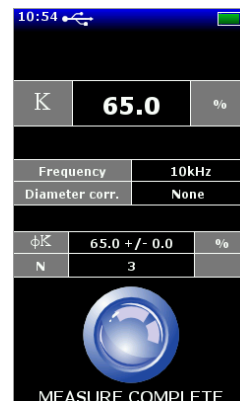
Density Measurement Result



**Options and Accessories**

**Instrument Upgrades**

- **Plus Upgrade for magnetic susceptibility module**
  - Increase measurement range to 10 SI units
  - Iron ore concentration estimates (%) directly from the display for magnetite ore
- **Cx Upgrade for conductivity module** (only available with 1 kHz and 10 KHz frequencies)
  - Increase measurement range to 200,000 S/m
- **Pro Upgrade for IP/resistivity module**
  - Full waveform decay curve analysis using 16,000 data points
  - Initial chargeability (M ip) calculated
  - Decay analysis starting 2ms after switch off
  - Chargeability calculations from user defined time intervals (M User)
  - 3 time constants (Tau) calculated and 3 exponential decay models
  - Raw data recording
- **Bar code option**
  - Camera can be specifically tuned to read a variety of bar codes to facilitate archiving



Plus Option

**Magnetic Susceptibility Calibration Pads <sup>1</sup>**

Three calibration pads are available to recalibrate magnetic susceptibility measurements, or as a check source to confirm the readings - two for flat sensors and one for curved sensors. The curved calibration pad is available in BQ, NQ, HQ, or PQ diameters. The flat calibration pad with high values is only suitable for KT-20 consoles with the Plus upgrade.



Flat Magnetic Susceptibility Calibration Pads

Approx. Nominal Susceptibility Values: (values will vary between pads)	Flat		Curved
	Low Range	High Range	Low Range
	34 x 10 <sup>-3</sup> SI	2500 x 10 <sup>-3</sup> SI	95 x 10 <sup>-3</sup> SI

**Conductivity Reference Pads <sup>1</sup>**

Four reference pads are available to verify the KT-20's conductivity measurements - three for flat sensors and one for curved sensors. The curved reference pad is available in BQ, NQ, HQ, or PQ diameters. Each pad is independently tested using different methods for measuring conductivity (AC, DC and impedance bridges).



Curved Magnetic Susceptibility Calibration Pads

Approx. Nominal Conductivity Values: (values will vary between pads)	Flat			Curved
	Low Range	Medium Range	High Range	Low Range
	9 S/m	700 S/m	85,000 S/m	18 S/m

**IP-T10 Reference Pad <sup>1</sup>**

The IP-T10 is a dedicated reference pad to verify the IP/Resistivity Module's various measurement parameters and can be used with either the Small or Large Sample Holder. Shaped like a core sample, its housing is made from polished granite to minimize the influence of any surface contamination.



Flat Conductivity Reference Pads

<sup>1</sup> Each calibration/reference pad includes a test certificate



## Specifications

### KT-20 Console Specifications

Memory:	16 GB
Data Input/Output:	USB and Bluetooth
Power Supply:	2 x Li-Ion Rechargeable Batteries
Operating Temperature:	-20°C to 60°C
Display Dimensions:	76 x 47 mm
Display Resolution:	400 x 240 pixels
Rating:	IP65
Maximum Sample Weight for Density Measurements:	1.0 kg
Size:	260 x 72 x 60 mm
Weight:	0.60 kg
Internal GPS Accuracy:	2.0m
Internal GPS Receiver Satellite Accessibility:	SBAS (WAAS, EGNOS, MSAS)
Built-in Camera :	2 Mega Pixels
Circular Sensor Dimensions:	66 mm
Rectangular Sensor Dimensions:	65 (L) x 38 (W) mm
Curved Sensors:	BQ, HQ, NQ & PQ sizes

*Specifications are subject to change without notice (February 5, 2020)*

### KT-20 Contents

**KT-20 Standard System Includes:**

- (1) KT-20 Console with:
  - Digital Camera
  - Transflective Colour Display
  - Internal GPS Receiver
- (2) Rechargeable Li-Ion Batteries with Charger
- (1) USB Cable
- (1) GeoView 2 Software on USB Stick
- (1) Operations Manual with Quick Start Guide
- (1) Rugged Transportation Case



KT-20 Contents in Shipping Case

